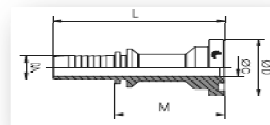


HYDROWEB

Flange SAE J 518 6000 PSI ISO 12151-3 (ISO 6162-2)
 SAE J 518 Flanges 6000 PSI ISO 12151-3 (ISO 6162-2)
 SAE J 518 Flanschanschlüsse 6000 PSI ISO 12151-3 (ISO 6162-2)

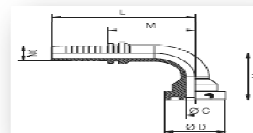
F6D



DESCRIZIONE	CODICE	DN TUBO	C	DN FLANGIA	L	M	D
FL6 1/2" 13	F6D0808	1/2" 13	9,5	1/2"	81,5	52	31,70
FL6 3/4" 13	F6D0812	1/2" 13	9,5	3/4"	89,5	60	41,30
FL6 3/4" 16	F6D1012	5/8" 16	12,5	3/4"	97	63	41,30
FL6 3/4" 19	F6D1212	3/4" 19	15	3/4"	104,5	65,5	41,30
FL6 1" 19	F6D1216	3/4" 19	15	1"	109	70	47,60
FL6 1" 25	F6D1616	1" 25	19,5	1"	121,5	74,5	47,60
FL6 1"1/4 25	F6D1620	1" 25	19,5	1"1/4	126	79	54,00
FL6 1"1/4 32	F6D2020	1"1/4 32	26	1"1/4	138	83,5	54,00
FL6 1"1/2 32	F6D2024	1"1/4 32	26	1"1/2	142,5	88	63,50
FL6 1"1/2 38	F6D2424	1"1/2 38	32	1"1/2	150,5	92,5	63,50
FL6 2" 38	F6D2432	1"1/2 38	32	2"	155	97	79,40
FL6 2" 50	F6D3232	2" 50	42	2"	174	101,5	79,40

Flange SAE J 518 6000 PSI ISO 12151-3 (ISO 6162-2)
 SAE J 518 Flanges 6000 PSI ISO 12151-3 (ISO 6162-2)
 SAE J 518 Flanschanschlüsse 6000 PSI ISO 12151-3 (ISO 6162-2)

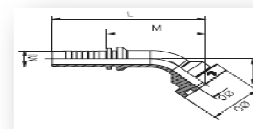
F69



DESCRIZIONE	CODICE	DN TUBO	C	DN FLANGIA	L	M	D
FL6 90 1/2" 13	F690808	1/2" 13	9,5	1/2"	71,5	42	31,70
FL6 90 3/4" 13	F690812	1/2" 13	9,5	3/4"	71,5	42	41,30
FL6 90 3/4" 16	F691012	5/8" 16	12,5	3/4"	87	53	41,30
FL6 90 3/4" 19	F691212	3/4" 19	15	3/4"	99	60	41,30
FL6 90 1" 19	F691216	3/4" 19	15	1"	99	60	47,60
FL6 90 1" 25	F691616	1" 25	19,5	1"	126	79	47,60
FL6 90 1"1/4 25	F691620	1" 25	19,5	1"1/4	126	79	54,00
FL6 90 1"1/4 32	F692020	1"1/4 32	26	1"1/4	150,5	96	54,00
FL6 90 1"1/2 32	F692024	1"1/4 32	26	1"1/2	150,5	96	63,50
FL6 90 1"1/2 38	F692424	1"1/2 38	32	1"1/2	175,5	117,5	63,50
FL6 90 2" 38	F692432	1"1/2 38	32	2"	175,5	117,5	79,40
FL6 90 2" 50	F693232	2" 50	42	2"	219,5	147	79,40

Flange SAE J 518 6000 PSI ISO 12151-3 (ISO 6162-2)
 SAE J 518 Flanges 6000 PSI ISO 12151-3 (ISO 6162-2)
 SAE J 518 Flanschanschlüsse 6000 PSI ISO 12151-3 (ISO 6162-2)

F64



DESCRIZIONE	CODICE	DN TUBO	C	DN FLANGIA	L	M	D
FL6 45 1/2" 13	F640808	1/2" 13	9,5	1/2"	82	52,5	31,70
FL6 45 3/4" 13	F640812	1/2" 13	9,5	3/4"	87,5	58	41,30
FL6 45 3/4" 16	F641012	5/8" 16	12,5	3/4"	100,5	66,5	41,30
FL6 45 3/4" 19	F641212	3/4" 19	15	3/4"	110	71	41,30
FL6 45 1" 19	F641216	3/4" 19	15	1"	114,5	75,5	47,60
FL6 45 1" 25	F641616	1" 25	19,5	1"	137	90	47,60
FL6 45 1"1/4 25	F641620	1" 25	19,5	1"1/4	142	95	54,00
FL6 45 1"1/4 32	F642020	1"1/4 32	26	1"1/4	164	109,5	54,00
FL6 45 1"1/2 32	F642024	1"1/4 32	26	1"1/2	170	115,5	63,50
FL6 45 1"1/2 38	F642424	1"1/2 38	32	1"1/2	190	132	63,50
FL6 45 2" 38	F642432	1"1/2 38	32	2"	201	143	79,40
FL6 45 2" 50	F643232	2" 50	42	2"	236	163,5	79,40