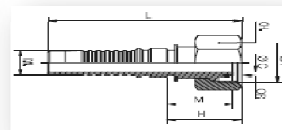


# HYDROWEB

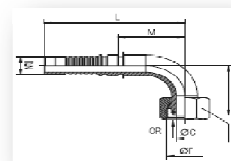
Raccordi Femmina Filetto metrico Sede 24° ISO 12151-2 (ISO 8434-1) con O-Ring per tubi: DIN 20023-4SH EN 856-4SH SAE 100R13 EN 856-R13 SAE 100R15  
 Metric Females 24° Cone ISO 12151-2 (ISO 8434-1) with O-Ring for Hoses: DIN 20023-4SH EN 856-4SH SAE 100R13 EN 856-R13 SAE 100R15  
 Metrisch 24° Dichtkegel ISO 12151-2 (ISO 8434-1) mit O-Ring für Schläuche: DIN 20023-4SH EN 856-4SH SAE 100R13 EN 856-R13 SAE 100R15



## KFDS

DESCRIZIONE CODICE	DN	TUBO	CH	FILETTO F	L	C	E	D
DKOS 20S 19 KFDS1230	3/4"	19	36	M 30X2	102	14	40	34
DKOS 25S 19 KFDS1236	3/4"	19	46	M 36X2	105,5	14	43,5	37
DKOS 30S 25 KFDS1642	1"	25	50	M 42X2	120	19	46	39
DKOS 38S 32 KFDS2052	1 1/4"	32	60	M 52X2	134,5	25	54,5	44,5

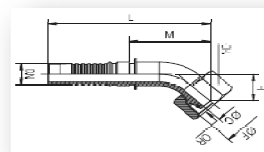
Raccordi Femmina Filetto metrico Sede 24° ISO 12151-2 (ISO 8434-1) con O-Ring per tubi: DIN 20023-4SH EN 856-4SH SAE 100R13 EN 856-R13 SAE 100R15  
 Metric Females 24° Cone ISO 12151-2 (ISO 8434-1) with O-Ring for Hoses: DIN 20023-4SH EN 856-4SH SAE 100R13 EN 856-R13 SAE 100R15  
 Metrisch 24° Dichtkegel ISO 12151-2 (ISO 8434-1) mit O-Ring für Schläuche: DIN 20023-4SH EN 856-4SH SAE 100R13 EN 856-R13 SAE 100R15



## KF9S

DESCRIZIONE CODICE	DN	TUBO	CH	FILETTO F	L	C	E	D
90 20S 19 KF9S1230	3/4"	19	36	M 30X2	125,5	14	57,5	63,5
90 25S 19 KF9S1236	3/4"	19	46	M 36X2	125,5	14	62	63,5
90 30S 25 KF9S1642	1"	25	50	M 42X2	157,5	19	72,5	83,5
90 38S 32 KF9S2052	1 1/4"	32	60	M 52X2	182	25	91	102

Raccordi Femmina Filetto metrico Sede 24° ISO 12151-2 (ISO 8434-1) con O-Ring per tubi: DIN 20023-4SH EN 856-4SH SAE 100R13 EN 856-R13 SAE 100R15  
 Metric Females 24° Cone ISO 12151-2 (ISO 8434-1) with O-Ring for Hoses: DIN 20023-4SH EN 856-4SH SAE 100R13 EN 856-R13 SAE 100R15  
 Metrisch 24° Dichtkegel ISO 12151-2 (ISO 8434-1) mit O-Ring für Schläuche: DIN 20023-4SH EN 856-4SH SAE 100R13 EN 856-R13 SAE 100R15



## KF4S

DESCRIZIONE CODICE	DN	TUBO	CH	FILETTO F	L	C	E	D
45 20S 19 KF4S1230	3/4"	19	36	M 30X2	133	14	27	71
45 25S 19 KF4S1236	3/4"	19	46	M 36X2	136	14	30	74
45 30S 25 KF4S1642	1"	25	50	M 42X2	164	19	34,5	90
45 38S 32 KF4S2052	1 1/4"	32	60	M 52X2	192,5	25	41	112,5