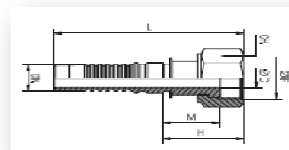


# HYDROWEB

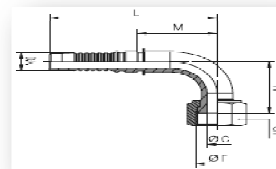
Raccordi Femmina Tenuta Piana ISO 12151-1 (ISO 8434-3) per Tubi: DIN 20023-4SH EN 856-4SH SAE 100R13 EN 856-R13 SAE 100R15  
 Face seal Female Fittings ISO 12151-1 (ISO 8434-3) for Hoses: DIN 20023-4SH EN 856-4SH SAE 100R13 EN 856-R13 SAE 100R15  
 Flache Dichtkegel ISO 12151-1 (ISO 8434-3) für Schläuche: DIN 20023-4SH EN 856-4SH SAE 100R13 EN 856-R13 SAE 100R15



## KFDO

DESCRIZIONE CODICE	DN TUBO	CH	FILETTO F	L	C	H	M
1"3/16-12 19 KFDO1214	3/4" 19	36	1"3/16 - 12UN	108	14	46	32,5
1"7/16-12 25 KFDO1615	1" 25	41	1"7/16 - 12UN	122	19	48	34,5
1"11/16-12 32 KFDO2021	1"1/4 32	50	1"11/16 - 12 UN	129	25	49	35,5
2"-12 38 KFDO2432	1"1/2 38	60	2" - 12 UN	141	31	49,5	36

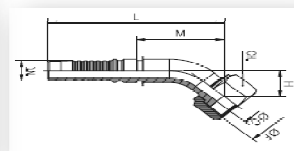
Raccordi Femmina Tenuta Piana ISO 12151-1 (ISO 8434-3) per Tubi: DIN 20023-4SH EN 856-4SH SAE 100R13 EN 856-R13 SAE 100R15  
 Face seal Female Fittings ISO 12151-1 (ISO 8434-3) for Hoses: DIN 20023-4SH EN 856-4SH SAE 100R13 EN 856-R13 SAE 100R15  
 Flache Dichtkegel ISO 12151-1 (ISO 8434-3) für Schläuche: DIN 20023-4SH EN 856-4SH SAE 100R13 EN 856-R13 SAE 100R15



## KF90

DESCRIZIONE CODICE	DN TUBO	CH	FILETTO F	L	C	H	M
90 1"3/16-19 KF901214	3/4" 19	36	1"3/16 - 12UN	126	14	56	64
90 1"7/16-12 25 KF901615	1" 25	41	1"7/16 - 12UN	157,5	19	70,5	83,5
90 1"11/16-12 32 KF902021	1"1/4 32	50	1"11/16 - 12 UN	174,5	25	76	94,5
90 2"-12 38 KF902432	1"1/2 38	60	2" - 12 UN	207	31	88,5	115,5

Raccordi Femmina Tenuta Piana ISO 12151-1 (ISO 8434-3) per Tubi: DIN 20023-4SH EN 856-4SH SAE 100R13 EN 856-R13 SAE 100R15  
 Face seal Female Fittings ISO 12151-1 (ISO 8434-3) for Hoses: DIN 20023-4SH EN 856-4SH SAE 100R13 EN 856-R13 SAE 100R15  
 Flache Dichtkegel ISO 12151-1 (ISO 8434-3) für Schläuche: DIN 20023-4SH EN 856-4SH SAE 100R13 EN 856-R13 SAE 100R15



## KF40

DESCRIZIONE CODICE	DN TUBO	CH	FILETTO F	L	C	H	M
45 1"3/16-12 19 KF401214	3/4" 19	36	1"3/16 - 12UN	133	14	26,5	71
45 1"7/16-12 25 KF401615	1" 25	41	1"7/16 - 12UN	160,5	19	31	86,5
45 1"11/16-12 32 KF402021	1"1/4 32	50	1"11/16 - 12 UN	178	25	34,5	98
45 2"-12 38 KF402432	1"1/2 38	60	2" - 12 UN	209	31	39	117,5